

# Pricing

Effective Aug. 1, 2008



## Laser Etched Glass or Wood Family Tree (optional cross):



Small 8" x 10" \$50.00 ~ ea. includes 10 names  
Large 12" x 15" \$95.00 ~ includes 15 names (Wood tree only)  
(each additional name \$5.00 each)

### Correction/Remake

Factory Oops – Free within 30 days

Customer Oops – Small \$25.00 – Large \$47.50



## Brass Engraved Family Tree:

Small 6" x 8" walnut plaque \$65.00 ~ includes 10 names

Small 7" x 9" framed \$65.00 ~ includes 10 names

Medium 10" x 13½" walnut plaque or frame \$180.00 ~ includes 20 names

Large 13" x 18" walnut plaque or frame \$274.00 ~ includes 20 names

### Correction/Remake

Factory Oops – Free within 30 days

Customer Oops – Small \$30.00 – Medium \$72.00 – Large \$102.00



## Personal Touch Family Tree:

Small 5" x 7" simulated wood plaque \$47.00 ~ includes 10 names

Large 9" x 12" simulated wood or black faux marble plaque \$106.00  
~ includes 20 names

Large 10" x 13½" gold frame \$106.00 ~ includes 20 names

### Correction/Remake

Factory Oops – Free within 30 days

Customer Oops – Small \$18.00 – Large \$40.00

Additions to All Existing Trees – Names can be added for a minimal charge, call us toll-free at 1-800-826-3718 for pricing.

Shipping/Handling - \$15.00


Rush Charges - \$25.00 (if needed within 5 working days)

# Ordering Instructions for Family Trees

Please print all 3 pages: this sheet, the order form and the placement sheet.

1. Fill out the top section completely. PLEASE PRINT. Normal turnaround time is 3 weeks, please indicate if a specific date is desired. Insufficient or unclear information may result in delays.
2. Check box if paper proof is desired. (\$2.50 extra)
3. Check the appropriate boxes for color (if applicable); mounting (if applicable), and size.
4. PRINT names and dates on lines provided. Place corresponding numbers on appropriate tree placement (Ex: if #1 is "John" and his name should be placed in the lower left part of the tree, place a #1 in that area). See sample below. An appropriate birthstone will be added next to the name.
5. If no placement sheet is received, the manufacturer will use a "standard" placement of names. (Ex: oldest names at the bottom, starting at the left side, and alternating up the tree).
6. Double check names and dates for clarity and accuracy. A paper proof will be sent by fax or mail ONLY if the box is checked or if there is no placement sheet.
7. Fax or mail the completed form and placement sheet to:

McKinley Custom Products, Inc.  
 581 W19150 Apollo Dr.  
 Muskego, WI 53150  
 Phone: 262.679.3820  
 Fax: 262.679-2609

<p>sample layout          (for medium &amp; large Engraved &amp; Personal Touch Trees)</p>	1) John 6-22-1955	<p>The <u>Smith</u> Family Tree</p>  <p>30th Anniversary          June 21, 2008</p>
	2) Mary 3-14-1957	
	3) Ashley 12-5-1982	
	4) Mark 10-19-1981	
	5) Hannah 1-7-2004	
	6) Jacob 3-9-2007	
	7) Brandon 9-20-1985	
	8) _____	
	9) _____	
	10) _____	
	11) _____	
	12) _____	

# FAMILY TREE ORDER FORM

Name \_\_\_\_\_

Address \_\_\_\_\_

City \_\_\_\_\_ State \_\_\_\_\_ Zip \_\_\_\_\_

Phone# \_\_\_\_\_ Fax# \_\_\_\_\_ E-Mail \_\_\_\_\_

Date Ordered \_\_\_\_\_ Date Needed \_\_\_\_\_  Will pay RUSH(less than 5 working days) fee to receive by \_\_\_\_\_

Paper proof requested (\$2.50 charge) proofs will be sent ONLY if this is checked  send proof by mail  send proof to this fax# \_\_\_\_\_

ENGRAVED TREE:

COLOR: (choose one)	<input type="checkbox"/> Gold Metal	<input type="checkbox"/> Black Metal (with Brass Cut)
MOUNTING: (choose one)	<input type="checkbox"/> Gold Frame <input type="checkbox"/> Walnut Plaque	SIZE: (choose one) <input type="checkbox"/> 6" x 8" plaque or 7" x 9" frame (Small) <input type="checkbox"/> 10" x 13.5" (Medium) <input type="checkbox"/> 13" x 18" (Large)

PERSONAL TOUCH TREE:

COLOR: (choose one)	<input type="checkbox"/> Gold Metal	<input type="checkbox"/> Silver Metal
MOUNTING: (choose one)	<input type="checkbox"/> Gold Frame <input type="checkbox"/> Wood Plaque <input type="checkbox"/> Blk. Faux Marble	SIZE: (choose one) <input type="checkbox"/> 5" x 7"(only on wood plaque) (Small) <input type="checkbox"/> 10" x 13.5" (Medium)

LASER ENGRAVED WOOD TREE:

SIZE: (choose one)	<input type="checkbox"/> 8" x10"	<input type="checkbox"/> 12"x15"	<input type="checkbox"/> omit cross
--------------------	----------------------------------	----------------------------------	-------------------------------------

8" X 10" LASER ENGRAVED GLASS TREE

- 1) \_\_\_\_\_
- 2) \_\_\_\_\_
- 3) \_\_\_\_\_
- 4) \_\_\_\_\_
- 5) \_\_\_\_\_
- 6) \_\_\_\_\_
- 7) \_\_\_\_\_
- 8) \_\_\_\_\_
- 9) \_\_\_\_\_
- 10) \_\_\_\_\_
- 11) \_\_\_\_\_
- 12) \_\_\_\_\_
- 13) \_\_\_\_\_
- 14) \_\_\_\_\_
- 15) \_\_\_\_\_
- 16) \_\_\_\_\_

- 17) \_\_\_\_\_
- 18) \_\_\_\_\_
- 19) \_\_\_\_\_
- 20) \_\_\_\_\_
- 21) \_\_\_\_\_
- 22) \_\_\_\_\_
- 23) \_\_\_\_\_
- 24) \_\_\_\_\_
- 25) \_\_\_\_\_
- 26) \_\_\_\_\_
- 27) \_\_\_\_\_
- 28) \_\_\_\_\_
- 29) \_\_\_\_\_
- 30) \_\_\_\_\_
- 31) \_\_\_\_\_
- 32) \_\_\_\_\_

If more space is needed, please attach additional sheets of paper

small tree placement  
(max. 17 names)

place numbers from order form on the appropriate tree diagram

The \_\_\_\_\_ Family Tree




Occasion \_\_\_\_\_

Date of Occasion \_\_\_\_\_

The \_\_\_\_\_ Family Tree


The \_\_\_\_\_ Family



OCCASION

\_\_\_\_\_

medium & large tree placement  
(med.-60 names max/ large-80 names max.)



OCCASION

\_\_\_\_\_

laser engraved wood tree placement  
(8"x10"-30 names max./12"x15"-36 names max.)